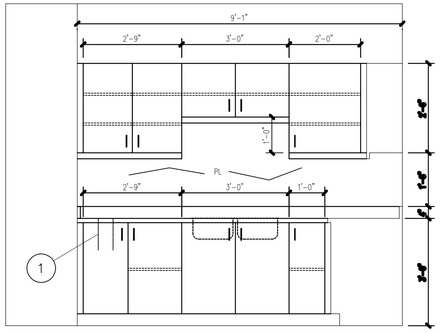


ST1 STERILIZATION
BC: 24" / OC: 12"

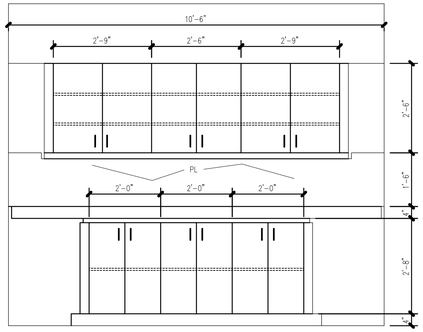


ST2 STERILIZATION
BC: 24" / OC: 12"

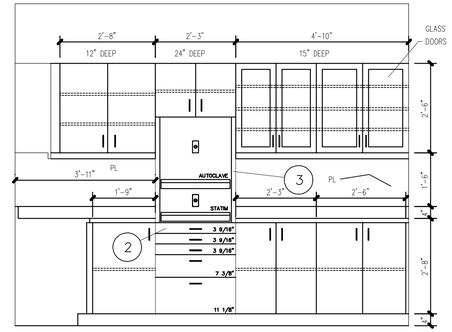


ST3 STERILIZATION
BC: 24" / OC: 12" & 15"

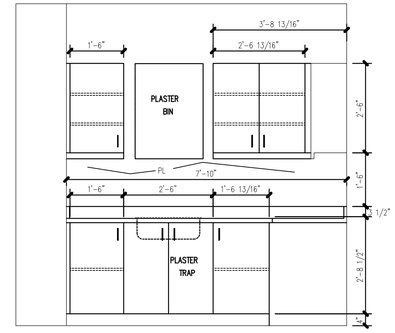


L1 LAB
BC: 24" / OC: 12"

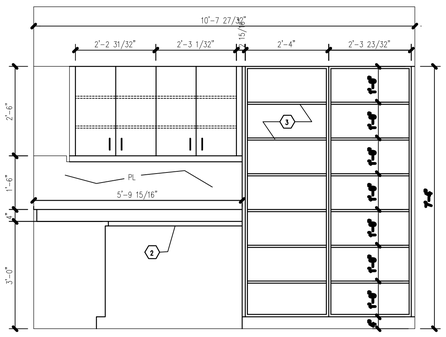


L1 LAB
BC: 24" / OC: 12"/ MODEL SHELVES: 12"

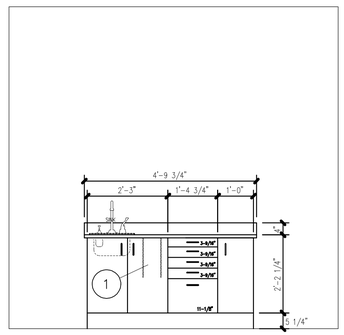


TR1 TREATMENT ROOM
BC: 19"

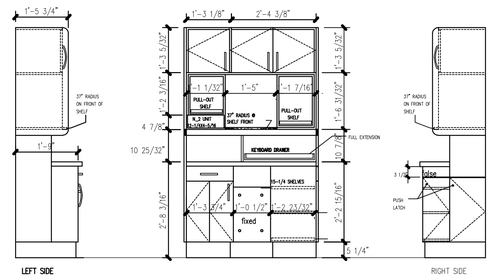


TR2 TREATMENT ROOM
BC: 21"

## CABINET SPEC'S

CABINET SUBCONTRACTOR SHALL CHECK ALL DIMENSIONS AT JOB SITE BEFORE CONSTRUCTING CABINETS.

CABINET CONTRACTOR TO FURNISH AND INSTALL ALL MATERIALS, PARTS, FIXTURES, APPARATUS AND ACCESSORIES NECESSARY TO COMPLETE THE CABINET INSTALLATION IN A FIRST CLASS MANNER.

CABINET CONTRACTOR TO COORDINATE CABINET INSTALLATION WITH OTHER TRADES.

CABINET CONTRACTOR TO CONTACT OWNER TO GO OVER FINISHES AND OTHER DETAILS BEFORE WORK BEGINS.

CABINET CONTRACTOR SHALL INSTALL A 2" O.D. GROMMET, TO MATCH COUNTER TOP, ABOVE ALL OUTLETS UNDER COUNTERTOP. SEE ELECTRICAL PLAN FOR LOCATION AND CONFIRM WITH OWNER.

CABINET TOPS TO BE HIGH PRESSURE LAMINATE, PRE-FORMED OR SELF EDGE, VERIFY WITH OWNER.

HANDLES TO BE BRUSHED ALUMINUM OR WHITE NYLON BOW HANDLES OR EQUAL UNLESS SPECIFIED BY OWNER.

DRAWER SLIDES GRASS 6620 OR EQUAL, FILE DRAWERS ACCURIDE 3832 OR EQUAL.

HINGES SHALL BE GRASS 3000 SERIES OR EQUAL – ALL METAL – 120 DEREE OPENING (EXCEPT WHERE NOTED).

FILE DRAWERS SHALL HAVE METAL BRACKETS FASTENED TO DRAWER TO RECEIVE HANGING FILES.

ADJUSTABLE SHELVES SHOWN ON CABINET ELEVATIONS TO BE PROVIDED AND INSTALLED BY CABINET MAKER.

CABINET CONTRACTOR TO CONFIRM LOCATIONS OF 2X6 BACKING FOR WALL HUNG CABINETS AS INDICATED ON PLANS. CONTRACTOR TO INSTALL BACKING PER DETAIL 3-A4.

## CABINET CONSTRUCTION

DOORS: 3/4" THICK MELAMINE OR HIGH PRESSURE LAMINATE SEE OWNER FOR COLOR

SIDE PANEL: 5/8" THICK MELAMINE

STRINGER RAILS: 3/4" THICK LUMBER

ADJUSTABLE SHELVES: STEEL DOWELS ON 5 mm HOLES 1 1/4" APART

BACKS: 1/4" MELAMINE GROOVED INTO SIDE PANELS

WALL CABINETS: INSTALL USING THE CAMAR HANGING SYSTEM OR EQUAL

DRAWERS: 5/8" THICK MELAMINE WITH 1/4" MELAMINE BOTTOMS USING 8 mm JOINT CONSTRUCTION

JOINT CONSTRUCTION: 8 mm HARDWOOD DOWELS

EDGE BANDING: 3 mm RIGID PVC ON ALL DOOR & DRAWER FRONTS

ALL TOEKICKS TO BE 4" HIGH, UNLESS NOTED OTHERWISE.

PROVIDE FILLER PANELS WHERE REQUIRED.

FINISH ALL EXPOSED ENDS.

## NOTES / LEGEND

CT – COUNTERTOP DEPTH
BC – BASE CABINET DEPTH
LC – LOWER COUNTERTOP DEPTH
UC – UPPER COUNTERTOP DEPTH
OC – OVERHEAD CABINET DEPTH
SH – SHELVING DEPTH
PL – PLASTIC LAMINATE
''''''''''''' – ADJUSTABLE SHELVES (INSIDE CABINETRY)

(2) – SUPPORT AS REQUIRED

(3) – ADJUSTABLE SHELVES BY CABINET SUBCONTRACTOR. SEE FLOOR PLAN SPECIFICATIONS.

(10) – PULL OUT AND LOCK SHELF TO HOLD UP TO 100 LBS.

## CABINET DETAILS

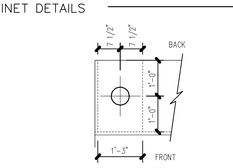


1 5"ø TRASH DROP

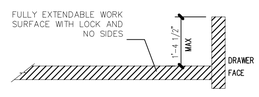


2 WRAP DRAWER

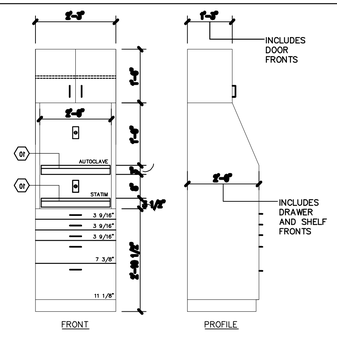


3 AUTOCLAVE STACK DETAIL

# CABINET ELEVATIONS

| NO. | REVISION | BY | DATE |
|---|---|---|---|
| | | | |


HANDLEY ENGINEERING
130 EL CAMINO REAL
SUITE 200
TUSTIN CA 92780
(714) 669-1141


REGISTERED PROFESSIONAL ENGINEER
WILLIAM J. HANDLEY
No. C-23012
Exp. 12/31/11
CIVIL
STATE OF CALIFORNIA

NEW PROFESSIONAL OFFICE FOR:
JAMES HOCH, D.D.S.
32246 CLINTON KEITH ROAD, WILDOMAR, CA 92595

| | |
|---|---|
| DATE: | 11/28/11 |
| JOB NO: | 11-23 |
| DRAWN: | WJH |
| CHECKED: | WJH |
| SCALE: | 1/2"=1'-0" |
| SHEET | A-6.3 |
| OF | SHEETS |