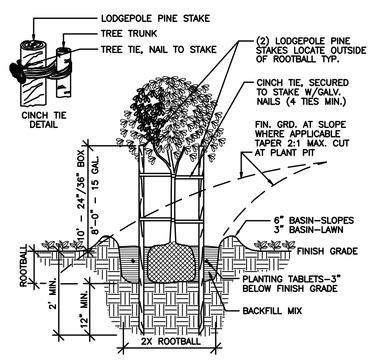

1 L-4 **TREE PLANTING AND STAKING**

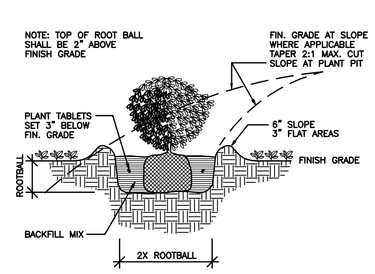

2 L-4 **SHRUB PLANTING**

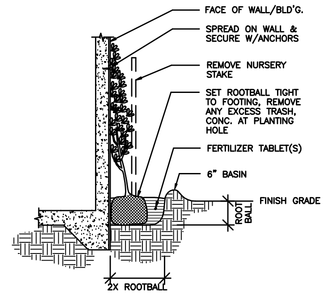

3 L-4 **VINE DETAIL**

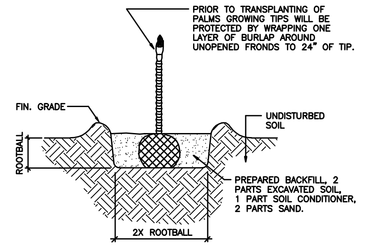

4 L-4 **EXISTING PALM TREE PLANTING**

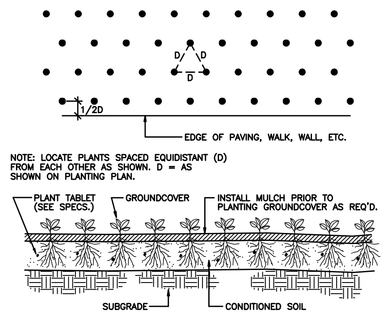

5 L-4 **EXISTING GROUND COVER PLANTING**

NOTES:
1. TOP OF ROOT CONTROL BARRIER MUST BE AT GRADE (NEVER BELOW GRADE).
2. POSITION ROOT CONTROL BARRIER AS CLOSE TO STRUCTURE AS POSSIBLE.
3. DURING CONSTRUCTION BARRIER CAN BE PLACED AGAINST INSIDE OF FORMS.
4. THE RAISED ROOT DEFLECTORS MUST BE FACING TOWARD THE TREE.
5. BARRIER TO EXTEND A MINIMUM OF 8" BELOW BOTTOM OF HARDSCAPE.
6. FOR MOST TREES 10-12 FEET OF BARRIER WILL BE ADEQUATE.

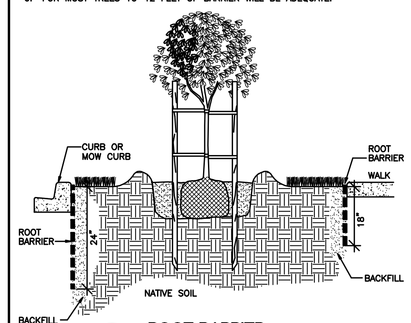

6 L-4 **ROOT BARRIER**

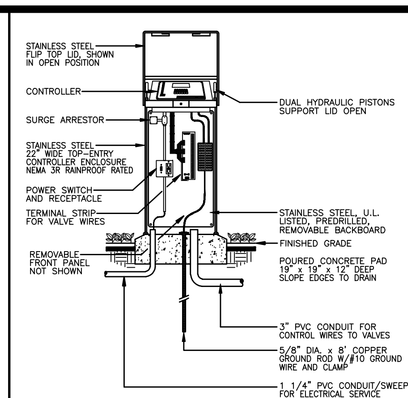

7 L-4 **EXISTING IRRIGATION CONTROLLER EXTERIOR INSTALLATION**

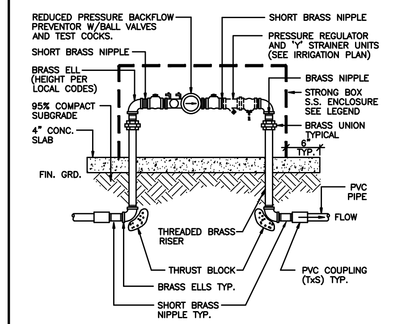

8 L-4 **EXISTING REDUCED PRESSURE BACKFLOW PREVENTER**

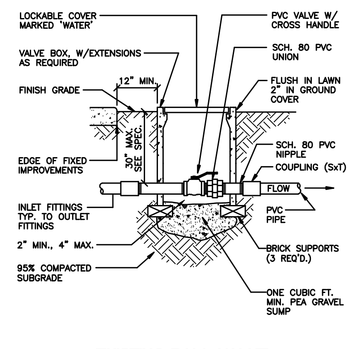

9 L-4 **EXISTING BALL VALVE**

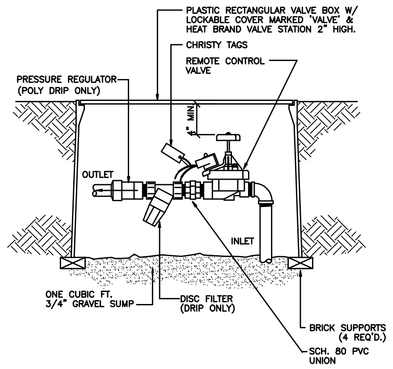

10 L-4 **EXISTING REMOTE CONTROL VALVE**

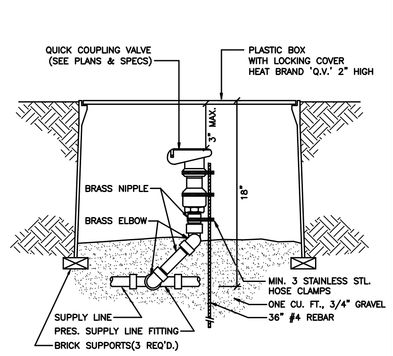

11 L-4 **EXISTING QUICK COUPLER**

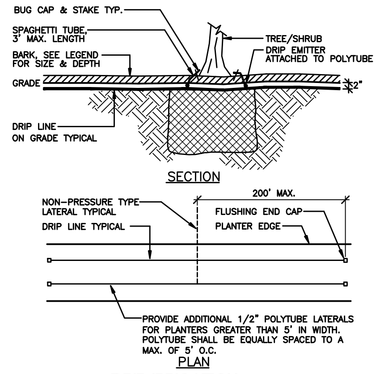

12 L-4 **DRIP IRRIGATION**

INSTALL POLYTUBE ABOVE PLANTS ON SLOPES AND ANY MICROTUBING SHALL GO DOWNHILL TO PLANT TYP.

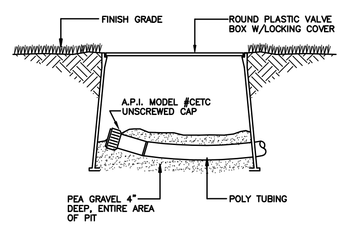

13 L-4 **END FLUSH CAP-FLAT AREAS (POLYTUBE)**

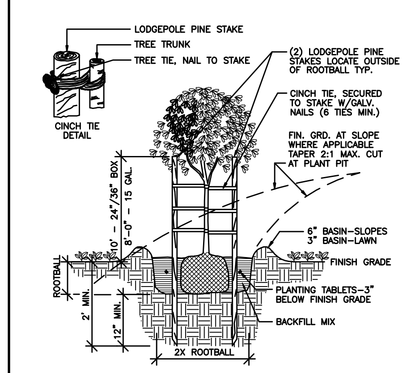

14 L-4 **EXISTING TREE PLANTING AND STAKING (STREET TREE)**

NOTES:
1. TOP OF ROOT CONTROL BARRIER MUST BE AT GRADE (NEVER BELOW GRADE).
2. POSITION ROOT CONTROL BARRIER AS CLOSE TO STRUCTURE AS POSSIBLE.
3. DURING CONSTRUCTION BARRIER CAN BE PLACED AGAINST INSIDE OF FORMS.
4. THE RAISED ROOT DEFLECTORS MUST BE FACING TOWARD THE TREE.
5. BARRIER TO EXTEND A MINIMUM OF 8" BELOW BOTTOM OF HARDSCAPE.
6. FOR MOST TREES 10-12 FEET OF BARRIER WILL BE ADEQUATE.
7. PROVIDE ROOT BARRIER FOR TREES 8 FEET MINIMUM FROM HARDSCAPE.

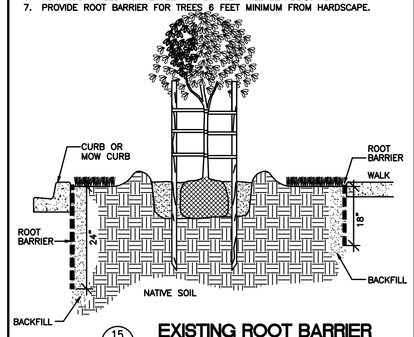

15 L-4 **EXISTING ROOT BARRIER (STREET TREE)**

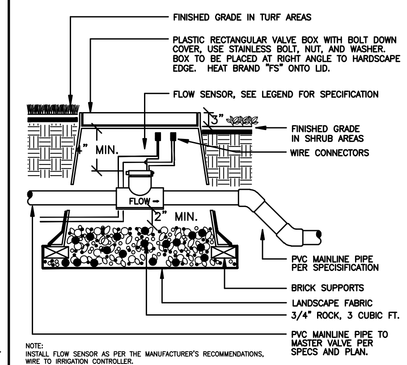

NOTE:
INSTALL FLOW SENSOR AS PER THE MANUFACTURER'S RECOMMENDATIONS, WIRE TO IRRIGATION CONTROLLER.

USE 45 DEGREE ELLS TO ACHIEVE MAINLINE DEPTH ON THE DOWN-STREAM SIDE OF THE FLOW SENSOR.

16 L-4 **EXISTING FLOW SENSOR**

NOTE
WIRE FROM MODULE TO SENSOR SHALL BE 18/2. USE CONTROLLER SMART PORT TO CONNECT TO MODULE UNIT.

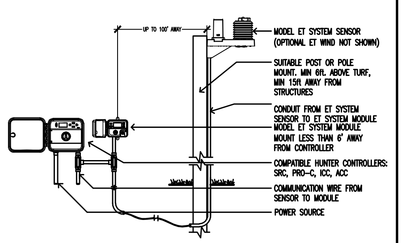

17 L-4 **EXISTING ET SYSTEM**

1. INTENT – TO INDICATE AND SPECIFY A COMPLETE AND EFFICIENT SPRINKLER IRRIGATION SYSTEM, READY FOR USE, WITH ALL WORK AND MATERIAL CONFORMING TO GOVERNING CODES.

2. ALL DIMENSIONS AND LOCATIONS SHOWN ARE DIAGRAM SITE CONDITIONS AND SHALL BE VERIFIED BEFORE INITIATING WORK.

3. ALL WORK SHALL BE INSTALLED IN THE MOST DIRECT AND WORKMANLIKE MANNER WITHOUT INTERFERING WITH EXISTING OR PROPOSED PLANTING OR OTHER WORK AND UTILITY LINES.

4. IRRIGATION MATERIALS

   VALVE BOXES: AMETEK PLASTIC BOXES SIZES AS REQUIRED.

   PLASTIC PIPING: ALL PRESSURE PIPE, SCHEDULE 40 PVC SOLVENT WELD TYPE, OR BETTER. NON-PRESSURE PIPE, CLASS 200 PVC SOLVENT WELD TYPE, OR BETTER.

   PLASTIC FITTINGS: TYPE I, SCHEDULE 80 PVC.

   POLYETHYLENE: MOLDED, 85 P.S.I.

   BALL VALVES: PLASTIC BODIED, 125 P.S.I. MINIMUM, HEAVY DUTY TYPE, FEDERAL SPEC, CROSS HANDLE.

   DRIP EMITTERS: OF MODEL AND TYPE SHOWN ON PLANS.

   CONTROL WIRE: DIRECT BURIAL, UL APPROVED; WHITE FOR COMMON, BLACK FOR CONTROL; 12 GAUGE MINIMUM SIZE COMMON, 14 GAUGE MINIMUM SIZE CONTROL WIRE.

   QUICK COUPLING VALVES: SINGLE LUG, TWO PIECE; PER LEGEND.

   EXTRA STOCK: SUPPLY OWNER WITH VALVE KEYS, EXTRA EMITTERS, TWO QUICK COUPLING HOSE BIBS, AND MANUALS FOR EQUIPMENT USED.

5. EXCAVATION

   TRENCHES SHALL BE CUT TO FOLLOWING REQUIRED GRADES: PRESSURE PIPE AT (18") MIN. COVER; ALL NON-PRESSURE PIPE ❍ (12") MIN. COVER; EXCEPT POLYTUBE ❍ (2") MIN. COVER.

6. PIPE FITTING AND LAYOUT

   JOIN AND INSTALL PIPING IN STRICT ACCORDANCE WITH MANU-FACTURER'S INSTALLATION GUIDE. INSTALL LINES AWAY FROM FIXED IMPROVEMENTS AND ALONG EDGE OF PLANTING AREAS.

7. EQUIPMENT AND INSTALLATION

   SET ALL EQUIPMENT TRUE, PLUMB, SECURE, AND ACCESSIBLE FOR OPERATION AND SERVICING PER MANUFACTURER'S RECOMMENDATIONS AND PER DETAILS SHOWN.

8. BACKFILLING

   MATERIAL: SUITABLE FILL SOIL FREE OF LARGE ROCKS AND CLODS.

   BACKFILL: TRENCHES SHALL BE COMPACTED TO AT LEAST 85% OF THE MAX. RELATIVE DENSITY AS DETERMINED BY THE ASTM D-1557 EXCEPT BACKFILL IN TRENCHES LOCATED UNDER A.C. PAVED AREAS AND/OR ANY TRAFFIC AREAS IN WHICH CASE TRENCHES SHALL BE COMPACTED TO 90%. BACKFILL SHALL BE SUBJECT TO TESTING BY THE SOILS ENGINEER.

   SETTLING: PROPERLY WETTED AND TAMPED TO A FIRM FINISH GRADE WITH NO FUTURE SETTLING.

9. TESTING AND ADJUSTING

   PRESSURE TEST: PRESSURE LINES AT 150 P.S.I. FOR 2 HOURS AND NON-PRESSURE LINES AT EXISTING STATIC LINE PRESSURE FOR 2 HOURS. LINES SHALL BE WATERTIGHT WITH NO LEAKAGE.

   COVERAGE TEST: ADJUST AND POSITION SPRINKLER HEADS & EMITTERS FOR COMPLETE COVERAGE OF ALL PLANTING AREAS.

10. RECORD PRINTS

    MAINTAIN A SET OF PRINTS DELINEATING AND DIMENSIONING LOCATIONS AND DEPTHS OF ALL PRESSURE PIPING, VALVES, AND GATE VALVES AS WORK IS COMPLETED. RECORD PRINTS SHALL REMAIN ON THE JOB SITE THROUGHOUT CONSTRUCTION. A LEGIBLE REDUCED LAMINATED SET SHALL BE PREPARED AND SUBMITTED TO THE OWNER PRIOR TO FINAL ACCEPTANCE.

(N.I.C.) HYDROSEEDING

1. INTENT
   TO FURNISH ALL MATERIALS, EQUIPMENT, APPLIANCES, AND INSTALLATION OF HYDROSEEDING, COMPLETE IN PLACE.

   ALL DIMENSIONS AND LOCATIONS SHOWN ARE DIAGRAM SITE CONDITIONS AND SHALL BE VERIFIED BEFORE INITIATING WORK.

2. MATERIALS

   HYDROMULCH: SILVA FIBER. APPLY AT 1500 LBS./ACRE.

   HYDROMULCH ADDITIVE: ECOLOGY CONTROLS M-BINDER. APPLIED AT A RATE OF 70 LBS./ACRE.

   HYDROSEED FERTILIZER: BEST 6-20-20 OR BEST 15-15-15 OR APPROVED EQUAL APPLIED AT A RATE APPROPRIATE FOR PRODUCT.

   SEED: SEED TYPE AND RATE PER PLAN
   SEED SHALL BE A NEW CROP, OF PURITY AND GERMINATION RATE STANDARDS OF THE INDUSTRY, FRESH AND VIABLE, AND SHALL BEAR A GUARANTEED ANALYSIS.

   EQUIPMENT: SHALL HAVE A BUILT IN AGITATION SYSTEM AND OPERATING CAPACITY SUFFICENT TO AGITATE, SUSPEND AND HOMOGENEOUSLY MIX A SLURRY CONTAINING NOT LESS THAN 20 KILOS (44 LBS.) OF ORGANIC MULCHING AMENDMENT PLUS FERTILIZER, CHEMICAL ADDITIVES AND SOLIDS FOR EACH 100 GALLONS OF WATER.

3. INSTALLATION

   ALL AREAS TO BE HYDROSEEDED SHALL BE WATERED TO A DEPTH OF SIX INCHES (6") PRIOR TO HYDROSEEDING.

   USE HYDRAULIC EQUIPMENT WITH BUILT-IN AGITATION SYSTEM STANDARD TO THE INDUSTRY.

   USING HYDROMULCH PULP AS A GUIDE, SPRAY THE SOIL WITH A UNIFORM VISIBLE COAT OF SLURRY UNTIL A COMPLETE EVEN COVERAGE OF THE AREA IS ACHIEVED.

SOIL PREPARATION AND PLANTING

1. ALL PLANTING LOCATIONS SHOWN AND MEASUREMENTS SCALED FROM THE DRAWINGS ARE APPROXIMATE. FINAL LOCATIONS TO BE APPROVED BY THE LANDSCAPE ARCHITECT.

2. ALL PLANT MATERIALS SHALL BE PROTECTED FROM EXCESSIVE WIND, SUN, AND ALL OTHER DAMAGE.

3. MATERIALS:

   TOPSOIL: APPROVED CLEAN SANDY LOAM AND/OR LOAM SOIL, OR APPROVED EQUAL.

   SOIL CONDITIONER

   NITROLIZED SHAVINGS, TERRA BLEND OR APPROVED EQUAL.

   GYPSUM: BEN FRANKLIN AGRICULTURAL GYPSUM, OR EQUAL.

   PRE-PLANT FERTILIZER: GRO-POWER (5-3-1 PLUS M) OR EQUAL.

   POST-PLANT FERTILIZER: GRO-POWER (5-3-1) OR EQUAL.

   PLANTING TABLETS: GRO-POWER TABLETS.

   PLANTING BACKFILL: TWO (2) PARTS EXCAVATED SOIL BLENDED WITH ONE (1) PART SOIL CONDITIONER.

   MULCH: SHREDDED, CLEAN GROUND FIR OR PINE BARK MULCH.

   TREE STAKES: TWO INCH (2") BY TEN FOOT (10') OR 12' LONG SOUND LODGE POLE PINE STAKES, POINTED ONE END ONLY.

   TREE TIES: BLACK VINYL CINCH-TIES BY BORDEN OR EQUAL.

(N.I.C.) TREE GUYS: 12 GAUGE GALVANIZED STRANDED WIRE PER DETAIL.

(N.I.C.) WOOD HEADERS: CONSTRUCTION ALL-HEART REDWOOD, FREE OF KNOTS ON TOP EDGE.

   PLANT MATERIALS: PER THE CALIFORNIA STATE DEPARTMENT OF AGRICULTURE'S REGULATIONS FOR NURSERY INSPECTIONS OF RULES AND GRADING. PLANTS SHALL BE SOUND AND HEALTHY, FREE OF DISEASE AND DEFECTS, WELL DEVELOPED OF SIZE NORMAL FOR CONTAINER SIZE AND NOT ROOT-BOUND. UNSATISFACTORY AND UNDER-SIZED PLANTS WILL BE REJECTED. PROTECT PLANTS AT ALL TIMES ACCORDING TO SPECIES.

   SEEDS: PURE, LIVE SEED OF VARIETIES SPECIFIED, FREE OF WEED SEED; GERMINATION AS SPECIFIED.

4. SOIL PREPARATION AND GRADING

   ROUGH GRADES AND ROCK PLACEMENT: ESTABLISHED BY OTHER SECTIONS.

   SOIL CONDITIONING: THOROUGHLY INCORPORATE THE FOLLOWING INTO THE TOP SIX INCHES (6") OF ALL SHRUB AREAS. (EXCLUDING 2:1 SLOPE AREAS)

   SOIL CONDITIONER – 4 C.Y.
   PRE-PLANT FERTILIZER – 8 LBS.
   GYPSUM-PER SOIL TEST
   WETTING AGENT – PER SOIL TEST
   PER 1,000 SQUARE FEET.

   DEEP WATERING: DEEP WATERING LEACH ALL PLANTING AREAS TO EIGHT (8) INCHES MINIMUM DEPTH.

   FINAL GRADING: ENSURE POSITIVE DRAINAGE OF PROJECT AREA WITH ALL AREAS LEFT SMOOTH AND EVEN AND FREE OF ROCKS, CLODS AND DEBRIS. FINISH GRADE SHALL BE ONE INCH (1") BELOW ADJACENT FLATWORK AND CURBS.

5. PLANTING INSTALLATION

   LAYOUT: PER PLANS WITH FINAL REVIEW AND APPROVAL OF LOCATIONS BY LANDSCAPE ARCHITECT.

   EXCAVATION: PLANTING HOLES SHALL BE AS SHOWN ON DETAILS.

   BACKFILL: SPREAD ALL AROUND WITHIN PIT:

   GRO-POWER 5-3-1 PLUS M
   1 GALLON-1/2 CUP
   5 GALLON-1 CUP
   15 GALLON-2 CUPS
   24 INCH BOX SIZE-4 CUPS

   PLANTING TABLETS: SET THREE INCHES (3") BELOW GRADE:

   1-7 GRAM PER FLAT PLANT AND/OR CUTTING
   2-7 GRAM PER 1 GALLON
   3-7 GRAM PER 5 GALLON
   12-7 GRAM PER 15 GALLON
   1-7 GRAM PER EACH 2 INCH BOX SIZE

   SETTING: SET PLANTS SLIGHTLY HIGHER THAN FINISH GRADE AND THOROUGHLY WATER IN.

   STAKING: TO INSURE SAFETY AND PROPER HEALTH OF TREE. TIE WITH TIES PER DETAILS.

   WATER BASINS: AS REQUIRED TO ADEQUATELY WATER TREES AND SHRUBS.

   LEVELING: ALL PLANTING AREAS SHALL BE LEFT SMOOTH AND EVEN.

   MULCHING: ALL AREAS SHALL RECEIVE EVEN THREE INCH (3") LAYER OF BARK MULCH.

(N.I.C.) 6. LAWN INSTALLATION

   SEED PER SUPPLIERS RECOMMENDATIONS ON SETTLED, EVEN AND FRIABLE GRADE, AT THE RATE OF 12 LBS. PER 1,000 SQUARE FEET AND TOPDRESS.

7. MAINTENANCE

   PLANT MAINTENANCE WORK SHALL CONSIST OF APPLYING WATER (EXCEPT INITIAL WATERING OF PLANTS) WEEDING, CARING FOR PLANTS, AND PERFORMING THE FOLLOWING PLANT ESTABLISHMENT

   THE ENTIRE PROJECT TO BE MAINTAINED FOR A PERIOD OF (60) CALENDAR DAYS, COMMENCING FROM THE TIME ALL ITEMS OF WORK HAVE BEEN COMPLETED TO THE SATISFACTION OF THE LANDSCAPE ARCHITECT.

   DURING THE FINAL (60) CALENDAR DAY PERIOD ALL PLANTS AND PLANTED AREAS SHALL BE KEPT WELL WATERED AND WEED FREE AT ALL TIMES. WEEDS, DALLAS, JOHNSON, AND BERMUDA GRASS SHALL BE REMOVED.

   WORK:

   THE ENTIRE PROJECT SHALL BE CARED FOR SO THAT A NEAT AND CLEAN CONDITION WILL BE PRESENTED AT ALL TIMES, TO THE SATISFACTION OF THE LANDSCAPE ARCHITECT.

   WORKMEN SHALL NOT BE ALLOWED TO WALK ON SHRUB AREAS UNNECESSARILY BEFORE, DURING OR AFTER PLANTING. DAMAGED OR COMPACTED LAWN AREAS SHALL BE RE-CULTIVATED AND REPLANTED, AT THE CONTRACTOR'S EXPENSE.

   IN ORDER TO EXPEDITE THE PLANT ESTABLISHMENT WORK, THE CONTRACTOR SHALL MAINTAIN A SUFFICIENT NUMBER OF MEN AND ADEQUATE EQUIPMENT TO PERFORM THE WORK HEREIN SPECIFIED AND FROM THE TIME ANY PLANTING IS DONE UNTIL THE END OF THE FINAL (60) CALENDAR DAY PERIOD.

   THE CONTRACTOR MAY BE RELIEVED FROM MAINTENANCE WORK WHEN THE FINAL (60) CALENDAR DAY PLANT ESTABLISHMENT WORK HAS BEEN SATISFACTORILY COMPLETED TO THE SATISFACTION OF THE LANDSCAPE ARCHITECT.

   DAMAGE TO PLANTING AREAS SHALL BE REPLACED IMMEDIATELY.

   (1) DEPRESSIONS CAUSED BY VEHICLES, BICYCLES, OR FOOT TRAFFIC TO BE FILLED WITH TOPSOILS AND LEVELED. REPLANT DAMAGED AREAS.

   (2) EXTERMINATE GOPHERS AND MOLES AND REPAIR DAMAGE, AS ABOVE.

   (3) CONTRACTOR WILL APPLY POUNDS OF POST PLANT FERTILIZER (ORGANIC) PER 1,000 SQUARE FEET TO ALL PLANTED AREAS.

8. GUARANTEE AND REPLACEMENTS

   ALL SHRUBS AND GROUNDCOVER SHALL BE GUARANTEED BY THE CONTRACTOR AS TO GROWTH AND HEALTH FOR A PERIOD OF SIXTY-DAYS AFTER COMPLETION OF THE SPECIFIED MAINTENANCE PERIOD AND/OR FINAL ACCEPTANCE BY THE LANDSCAPE ARCHITECT. ALL TREES UP TO 5 GALLON SIZE SHALL BE GUARANTEED BY THE CONTRACTOR TO LIVE AND GROW IN AN ACCEPTABLE UPRIGHT POSITION FOR A PERIOD OF SIX MONTHS AFTER COMPLETION OF THE SPECIFIED MAINTENANCE PERIOD AND/OR FINAL ACCEPTANCE BY THE LANDSCAPE ARCHITECT. TREES IN 15 GALLON, OR LARGER, AND ALL FIELD GROWN SPECIMENS SHALL BE GUARANTEED BY THE CONTRACTOR TO LIVE AND GROW IN AN ACCEPTABLE UPRIGHT POSITION FOR A PERIOD OF ONE YEAR AFTER COMPLETION OF THE SPECIFIED MAINTENANCE PERIOD, AND/OR FINAL ACCEPTANCE BY THE LANDSCAPE ARCHITECT.

9. CLEAN-UP

   UPON COMPLETION OF WORK OF THIS SECTION, REMOVE RUBBISH, TRASH AND DEBRIS RESULTING FROM OPERATION. REMOVE DISUSED EQUIPMENT AND IMPLEMENTS OF SERVICE, AND LEAVE ENTIRE AREA INVOLVED IN A NEAT AND ACCEPTABLE CONDITION SUCH AS TO MEET THE APPROVAL OF THE LANDSCAPE ARCHITECT, WITH ALL PAVING, WALKS AND OTHER CONSTRUCTION WASHED-DOWN AND FREE OF ALL DIRT AND DEBRIS.

SPECIAL CONDITIONS

ALL PROVISIONS OF THE GENERAL CONDITIONS OF THE CONTRACT SHALL APPLY TO THE WORK AS IF HEREIN WRITTEN.

1. ALL EXISTING UTILITY LINES AND IMPROVEMENTS SHALL BE LOCATED PRIOR TO WORK.
2. CONTRACTOR SHALL SECURE AND PAY FOR ALL REQUIRED PERMITS AND FEES TO COMPLETE WORK.
3. CONTRACTOR SHALL BE INSURED FOR LIABILITY AND PROPERTY DAMAGE.
4. CONTRACTOR SHALL ADEQUATELY PROTECT ALL EXISTING PROPERTY.
5. CONTRACTOR SHALL GUARANTEE ALL MATERIALS AND WORKMANSHIP FOR ONE YEAR. (EXCEPT AS NOTED)
6. ALL MATERIALS SHALL BE OF STANDARD, APPROVED, AND FIRST GRADE QUALITY AND SHALL BE IN PRIME CONDITION.
7. WORK SHALL BE PERFORMED WHEN WEATHER CONDITIONS PERMIT SATISFACTORY RESULTS.
8. ALL WORK SHALL BE DONE IN ACCORDANCE WITH APPROVED METHODS AND STANDARDS AS SET FORTH BY THE CALIFORNIA COUNCIL OF LANDSCAPE CONTRACTORS, UNLESS OTHERWISE INDICATED OR SHOWN.
9. ALL WORK SHALL BE IN FULL COMPLIANCE WITH ALL GOVERNING CODES AND REGULATIONS.
10. ALL AREAS SHALL BE LEFT CLEAN, FREE OF DEBRIS AND WASHED DOWN.
11. LANDSCAPE ARCHITECT RETAINS OPTION TO REQUIRE THAT CONTRACTOR RECEIVE A FIELD OBSERVATION OF EACH OPERATION AND MATERIAL PRIOR TO INCORPORATION INTO THE WORK.
12. CONTRACTOR SHALL USE ANY MEANS NECESSARY TO PROTECT ALL PLANTED AREAS FROM FOOT TRAFFIC INCLUDING BUT NOT LIMITED TO STAKES & WARNING TAPE.

CITY OF WILDOMAR
PLAN REVIEW

THESE PLANS HAVE BEEN REVIEWED AND ARE FOUND TO BE IN SUBSTANTIAL COMPLIANCE WITH THE APPLICABLE CODES ADOPTED BY ORDINANCES. APPROVAL IS RECOMMENDED FOR LANDSCAPE CONSTRUCTION PENDING APPROVAL BY ALL APPLICABLE CITY DEPARTMENTS AND AGENCIES. NO CHANGES, MODIFICATIONS, NOR ALTERATIONS SHALL BE PERMITTED WITHOUT PRIOR AUTHORIZATION FROM THE PLANNING DIVISION.

THE PERMITTEE SHALL ENSURE THAT ALL PLANS, SPECIFICATIONS AND CONSTRUCTION CONDUCTED HEREUNDER SHALL COMPLY IN ALL RESPECTS TO THE APPLICABLE CODES, ORDINANCES, AND THESE APPROVED PLANS. BY COMMENCING CONSTRUCTION, THE CONTRACTOR AGREES TO RELEASE AND INDEMNIFY THE CITY OF WILDOMAR AND ITS CONSULTANTS FROM AND AGAINST ANY CODE VIOLATIONS, ERRORS, OMISSIONS, AND DEVIATIONS IN THE COMPLETED WORK.

THE ISSUANCE OR GRANTING OF A PERMIT BASED ON APPROVAL OF THESE PLANS SHALL NOT ALLOW OR APPROVE ANY VIOLATION OF THE APPLICABLE CODES OR ORDINANCES. NO PERMIT PRESUMED TO GIVE AUTHORITY TO VIOLATE OR CANCEL THE PROVISIONS OF SUCH CODES OR ORDINANCE SHALL BE VALID.

BY: _____ *DATE:* _____

** ALL REVISIONS OF APPROVED PLANS ARE REQUIRED TO BE RESUBMITTED TO THE CITY OF WILDOMAR.*

DETAILS AND SPECIFICATIONS

REVISED

ALHAMBRA GROUP
LANDSCAPE ARCHITECTURE
California license #2017
RECREATION FACILITIES PLANNING
41635 Enterprise Circle North, Suite C
Temecula, CA 92590 (951) 296-6802 FAX 296-6803

REGISTERED LANDSCAPE ARCHITECT VINCENT D. VIDMAR 2017 STATE OF CALIFORNIA

PROJECT: HOCH OFFICE BUILDING
OWNER: JAMES HOCH DDS.
32395 CLINTON KEITH, SUITE 201
WILDOMAR, CA 92595 PH (951) 894-2432 FAX (951) 894-2693 CONTACT: BRIAN CLENDENEN

drawn: V.D.
checked: V.D.
date: 10-31-11

SHEET L-4 of 4 sheets

JOB NO. 11-128

ALL IDEAS, DESIGNS, & ARRANGEMENTS REPRESENTED HEREON ARE THE PROPERTY OF ALHAMBRA GROUP LANDSCAPE ARCHITECTS & SHALL BE USED FOR THIS PROJECT ONLY EXCEPT WITH THE WRITTEN PERMISSION OF SAID ARCHITECTS. ANY CHANGE MADE BY PARTIES OTHER THAN SAID ARCHITECTS SHALL RELIEVE ARCHITECTS OF RESPONSIBILITY FOR THE FACILITY OR AFFECTED PORTION THEREOF. CONTRACTORS SHALL VERIFY ALL DIMENSIONS AND CONDITIONS PRIOR TO THE START OF ANY WORK & SHALL REPORT ANY DISCREPANCY TO THE ARCHITECT.